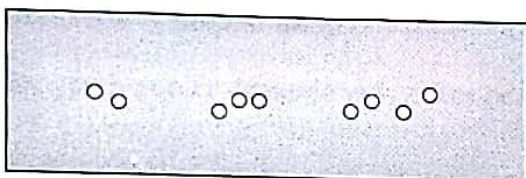


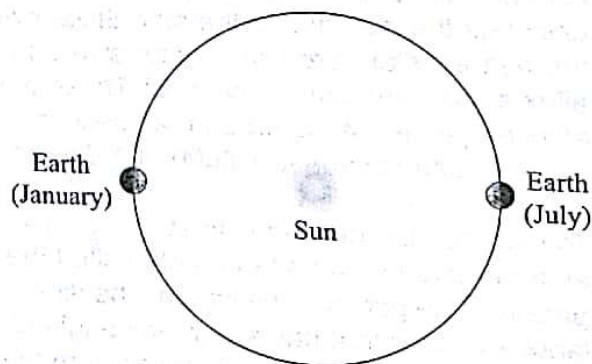

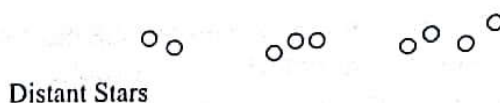
Part I: Stars in the Sky

Consider the diagram to the right.

- 1) Imagine that you are looking at the stars from Earth in January. Use a straightedge or a ruler to draw a straight line from Earth in January, through the Nearby Star (Star A), out to the Distant Stars. Which of the distant stars would appear closest to Star A in your night sky in January? Circle this distant star and label it "Jan."
- 2) Repeat Question 1 for July and label the distant star "July."
- 3) In the box below, the same distant stars are shown as you would see them in the night sky. Draw a small \times to indicate the position of Star A as seen in January and label it "Star A Jan."



- 4) In the same box, draw another \times to indicate the position of Star A as seen in July and label it "Star A July."
- 5) Describe how Star A would appear to move among the distant stars as Earth orbits the Sun counterclockwise from January of one year, through July, to January of the following year.



The apparent motion of nearby objects relative to distant objects, which you just described, is called **parallax**.

- 6) Consider two stars (C and D) that both exhibit parallax. If Star C appears to move back and forth by a greater amount than Star D, which star do you think is actually closer to you? If you're not sure, just take a guess. We'll return to this question later in this activity.


Part II: What's a Parsec?

Consider the diagram to the right.

- 7) Starting from Earth in January, draw a line through Star A to the top of the page.
- 8) There is now a narrow triangle, created by the line you drew, the dotted line provided in the diagram, and the line connecting Earth and the Sun. The small angle, just below Star A, formed by the two longest sides of this triangle is called the **parallax angle** for Star A. Label this angle " p_A ."

Knowing a star's parallax angle allows us to calculate the distance to the star. Since even the nearest stars are still very far away, parallax angles are extremely small. These parallax angles are measured in "arcseconds" where an arcsecond is $1/3600$ of 1 degree.

To describe the distances to stars, astronomers use a unit of length called the **parsec**. One parsec is defined as the distance to a star that has a **parallax angle** of exactly 1 arcsecond. The distance from the Sun to a star 1 parsec away is 206,265 times the Earth-Sun distance or 206,265 AU. (Note that the diagram to the right is not drawn to scale.)



- 9) If the parallax angle for Star A (p_A) is 1 arcsecond, what is the distance from the Sun to Star A? (Hint: Use parsec as your unit of distance.) Label this distance on the diagram.

- 10) Is a parsec a unit of length or a unit of angle? It can't be both.

Note: Since the distance from the Sun to even the closest star is so much greater than 1 AU, we can consider the distance from Earth to a star and the distance from the Sun to that star to be approximately equal.

Part III: Distances

- 11) Consider the following debate between two students regarding the relationship between parallax angle and the distance we measure to a star.

Student 1: *If the distance to the star is more than 1 parsec, then the parallax angle must be more than 1 arcsecond. So a star that is many parsecs away will have a large parallax angle.*

Student 2: *If we drew a diagram for a star that was much more than 1 parsec away from us, the triangle in the diagram would be pointier than the one we just drew in Part II. That should make the parallax angle smaller for a star farther away.*

Do you agree or disagree with either or both of the students? Explain your reasoning.

- 12) On your diagram from Part II, draw a second star along the dotted line farther from the Sun than Star A and label this far away star "Star B." Repeat steps 7 and 8 from Part II, except label the parallax angle for this Star B with p_B .

- 13) Which star, the closer one (Star A) or the farther one (Star B), has the larger parallax angle?

- 14) Check your answers to Questions 6 and 11 and resolve any discrepancies.